

10 Fevriye 2020

Chè Fanmi:

Chak ane, chak lekòl piblik ak distri lekòl nan Massachusetts resevwa yon bilten kanè. Kòm kanè pitit ou montre kijan yap pèfòme nan diferan matyè, bilten kanè lekòl la fèt pou montre fanmi yo kijan lekòl nou yo ap pèfòme nan diferan zòn. Wap jwenn yon lyen pou bilten kanè nou yo ki disponib nan <http://reportcards.doe.mass.edu/2019/DistrictReportcard/04630000>.

Bilten kanè a gen ladan plizyè mezi sou pèfòmans yon lekòl – plis pase nòt MCAS sèlman. Li reprezante yon nouvo fason pou gade pèfòmans yon lekòl, lè ou bay enfòmasyon sou akonplisman yon elèv, kalifikasyon pwofesè, opòtinite ansèyman elèv, ak plis ankò.

Bilten Kanè a fèt pou li kapab yon zouti itil pou tout moun ki konekte nan lekòl nou an. Fanmi yo ka itilize enfòmasyon pou gen konvèsasyon konstrikatif avèk nou sou pèfòmans lekòl la epi si gen plas pou amelyorasyon. Lidè edikasyon ak kominotè yo ka itilize enfòmasyon an pou pi byen konprann kijan pou sipòte elèv ak lekòl nou an.

Bilten Kanè a fèt pou li kapab yon zouti itil pou tout moun ki konekte nan lekòl nou an. Fanmi yo ka itilize enfòmasyon pou gen konvèsasyon konstrikatif avèk nou sou pèfòmans lekòl la epi si gen plas pou amelyorasyon. Lidè edikasyon ak kominotè yo ka itilize enfòmasyon an pou pi byen konprann kijan pou sipòte elèv ak lekòl nou an.

Finalman, si pitit ou enskri nan yon lekòl ki resevwa lajan federal Tit I, ou gen dwa tou pou mande enfòmasyon ki annaprè a sou kalifikasyon pwofesè yo nan salklas pitit ou:

- Kesewa pwofesè pitit ou gen lisans nan nivo klas la ak matyè yap anseye a,
- Kesewa pwofesè pitit ou an ap anseye avèk yon lisans ijans oswa yon egzansyon,
- Degre kolèj ak spesyalite pwofesè pitit ou, ak
- Kesewa para-pwofesyonèl la bay pitit ou sèvis epi, si se konsa, kalifikasyon yo.

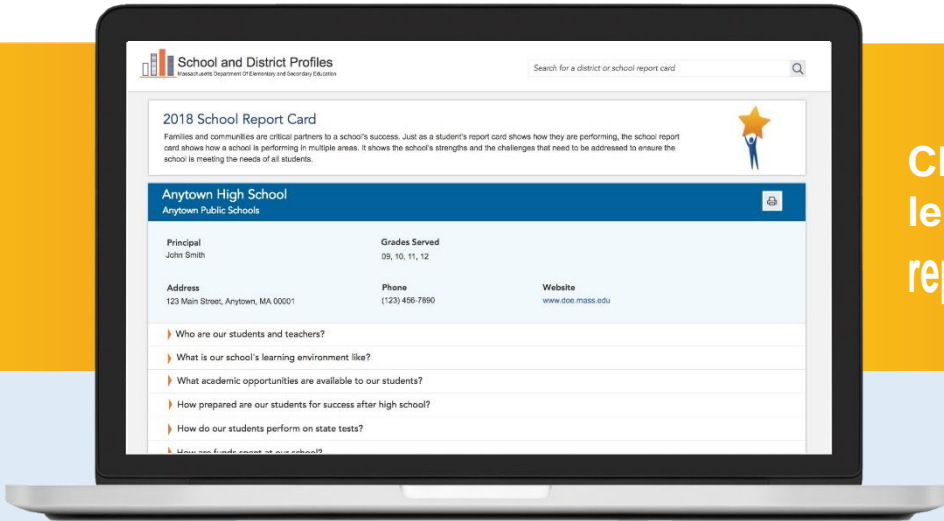
Si ou gen kesyon sou kanè lekòl nou an, ta renmen patisipe nan aktivite amelyorasyon lekòl la, oswa ta renmen mande enfòmasyon sou kalifikasyon pwofesè salklas pitit ou a, tanpri kontakte direktè lekòl ou ki nan lis anba a. Pou wè kanè distri nou an oswa pou fè rechèch pou kanè lòt lekòl yo, vizite reportcards.doe.mass.edu.

Kòdyalman,

Tommy Blain, KIPP Academy Boston Elementary School Principal | tblain@kippma.org
Zachary Meisner, KIPP Academy Boston Middle School Principal | zmeisner@kippma.org

APRANN PLIS SOU LEKÒL MASSACHUSSETTS YO!

Report Card



Chèche bilten kanè
lekòl ou an nan:
reportcards.doe.mass.edu


5 Fè Rapid

SOU BILTEN KANÈ LEKÒL LA

1. Menm jan bilten kanè yon elèv montre kijan yap pèfòme nan diferan matyè, bilten kanè lekòl la montre kijan yon lekòl oswa distri ap pèfòme nan diferan domèn.
2. Bilten kanè a gen ladan plizyè enfòmasyon, plis pase nòt MCAS sèlman.
3. Bilten kanè Lekòl la montre enfòmasyon ki pi enpòtan pou fanmi Massachusetts yo.
4. Bilten kanè lekòl la idantifye domèn kote yon lekòl ap byen pèfòme ak kote li bezwen amelyorasyon pou asire ke bezwen tout elèv yo satisfè.
5. Direktè ak dirijan distri yo ka itilize bilten kanè a pou sipòte lekòl ak elèv yo pou idantifye fason pou ede lekòl yo kontinye amelyore pandan letan.

Fanmi yo se kolaboratè enpòtan nan siksè elèv Massachusetts yo. Depatman Edikasyon Primè ak Segondè Massachusetts angaje pou bay fanmi yo enfòmasyon detaye, kidonk yap gen yon pi bon konpreyansyon sou edikasyon pitit yo.

Vizite reportcards.doe.mass.edu pou w jwenn bilten kanè pou chak lekòl piblik nan eta a.



MASSACHUSETTS DEPARTMENT OF
ELEMENTARY AND SECONDARY
EDUCATION

Glosè Bilten Kanè

ENFÔMASYON JENERAL

Enfòmasyon debaz sou lekòl la oswa distri a.

Estatit Tit I: Kesewa lekòl la resewva lajan Tit I. Lekòl ak distri yo ki gen yon gwo popilasyon elèv ki soti nan fanmi ki gen revni fèb kap resewva lajan sibvansyon federal Tit I pou ede asire ke tout timoun yo reponn a difikilte estanda akademik eta.

PWOFESÈ AK ELÈV YO

Enfòmasyon sou enskripsyon elèv ak kalifikasyon pwofesè.

Elèv ki gen andikap: Elèv yo ki gen bezwen spesyal ki gen yon Pwogram Edikasyon Endividalize [Individualized Education Program (IEP)].

Defavorize Ekonomikman: Elèv yo kap resewva asistans atravè Pwogram Asistans Nitrisyonèl Siplemanntè [Supplemental Nutrition Assistance Program (SNAP)], Asistans Tranzisyonèl pou Fanmi yo ki gen Timoun Depandan [Transitional Assistance for Families with Dependent Children (TAFDC)], Pwogram Swen Adoptif Depatman Timoun ak Fanmi [Department of Children and Families' (DCF) foster care program], oswa MassHealth.

Bezwen Elve: Elèv yo ki apateni nan youn oswa plis nan gwoup elèv ki annaprè yo: elèv ki gen andikap, ansyen elèv oswa elèv aktyèl yo kap aprann Angle, ak/oswa elèv ki gen dezavantaj ekonomik.

Ekivalans Aplantan: Kantite pozisyon pwofesè aplantan nan lekòl oswa nan distri a. Gen pozisyon pwofesè ki atan pasyèl e kidonk yo rapòte kòm yon desimal (pa egzanp, 0.8).

OPÒTINITE AKADEMIK

Enfòmasyon sou patisipasyon elèv yo nan kou ki vas ak difisil.

Kou avanse: Kou yo konsidere kòm avanse gen ladan Plasamn Avanse, Bakaloreya Entènasyonal, doub enskripsyon, ak nenpòt lòt klas difisil nan yon varyete matyè.

MassCore: MassCore se yon pwogram etid eta-rekòmande ki chita sou kou debaz minimòm ki nesèsè pou reponn a atant katran kolèj ak travay. MassCore gen ladan kat inite Angle, kat inite matematik, twa inite syans ki baze sou laboratwa, twa inite istwa, de inite nan menm lang etranje, yon inite ar, ak senk lòt kou debaz siplemanntè.

PREZANS AK DISIPLIN ELÈV

Enfòmasyon sou prezans ak disiplin elèv.

Absans Kwonik: Pousantaj elèv ki manke 10 pousan oswa plis nan ane lekòl la (pa egzanp, 18 oswa plis jou nan yon ane lekòl jeneral 180-jou).

Disiplin Elèv: Pousantaj elèv ki sispann, ekspilse, oswa retire nan aktivite regilye salklas akoz yon rezilta konpòtman negatif.

SIKSÈ APRE LEKÒL SEGONDÈ

Enfòmasyon sou gradyasyon, abandon, ak pousantaj elèv ki pral lekòl.

Rezilta Lekòl Segondè: Gradyasyon, abandon, ak enfòmasyon sou elèv ki prale nan kolèj rapòte pou lekòl ak distri yo kap sèvi elèv yo ki nan klas 9^{yèm} jiska 12^{yèm} ane.

PÈFÔMANS ELÈV NAN TÈS ETA

Enfòmasyon sou pèfòmans elèv yo nan tès Sistèm Evalyasyon Konpreyansif Massachusetts [Massachusetts Comprehensive Assessment System (MCAS)]. Chak ane, elèv yo ki nan klas 3^{yèm} jiska 8^{yèm} ak 10^{yèm} ane pran tès MCAS nan Literati Angle (ELA) ak matematik, e elèv yo ki nan klas 5^{yèm}, 8^{yèm} ak 10^{yèm} ane pran tès MCAS nan syans.

Akonplisman: Nòt MCAS Elèv yo.

Kwasans Elèv: Pousantaj kwasans elèv la (SGP) montre kijan nòt MCAS yon elèv konpare avèk lòt elèv yo ki genyen menm nòt MCAS anvan. SGP yon lekòl oswa distri reprezante kwasans mwayèn pou lekòl oswa distri a.

DEPANS

Enfòmasyon sou kantite lajan ki depanse pou chak elèv.

Dola ki depanse pou chak elèv: Kantite lajan an varye baze sou enskripsyon, anplwaye, pwogram spesyal, ak bezwen elèv yo nan lekòl la.

RESPONSABLITE

Enfòmasyon sou lekòl la oswa rezilta responsablite pi resan distri a. Sistèm responsablite a pote ansanm yon seri mezi nan fason pou bay enfòmasyon ki klè sou aksyon osijè distri a ak pèfòmans lekòl la ki kapab itilize pou ede lekòl yo amelyore.

Pwogrè sou Objektif Amelyorasyon: Depatman Edikasyon Primè ak Segondè Massachusetts (DESE) fikse objektif amelyorasyon chak ane, oswa objektif, pou chak distri ak lekòl. Objektif yo fikse pou reyisit, kwasans, pwogrè pou elèv kap aprann Angle yo, absans kwonik, achèyman lekòl segondè, ak achèyman kou avanse. Yo prevwa pou distri ak lekòl yo fè pwogrè chak ane nan direksyon objektif sa yo nan fason pou amelyore pèfòmans elèv la, e DESE rapòte sou pwogrè distri ak lekòl chak ane.

Pousantaj responsablite: Pousantaj responsablite endike kijan yon lekòl ap pèfòme anjeneral konpare avèk lòt lekòl yo. Pousantaj yon lekòl kalkile lè ou konbine enfòmasyon ki gen rapò avèk akonplisman, kwasans, pwogram pou elèv yo kap aprann Angle, kwonik absans, achèyman lekòl segondè, ak achèyman kou avanse. Lekòl yo ki gen pousantaj ki pi elve jeneralman pèfòme pi byen, e lekòl yo ki gen yon fèb pousantaj jeneralman gen yon fèb pèfòmans. Distri yo pa resewva yon pousantaj responsablite.

Klasifikasyon Anjeneral: Yo plase lekòl ak distri yo an de kategori: sila yo ki bezwen asistans oswa entèvansyon eta, ak sila yo ki pa bezwen l. Yon ti kantite lekòl ak distri yo, sa ki gen ladan sila yo ki nouvo oswa ki pitit anpil, yo klase kòm lekòl oswa distri ki "pa gen ase done."

Translated to: [Haitian Creole](#)

Show original

Options ▼



2019 Kanè Distri

Fanmi ak kominote yo se patnè kritik nan siksè yon distri a. Menm jan montre kanè yon elèv ki jan yo ap fè, rapò distri montre yo kat ki jan yon distri ap pèfòme nan zòn miltip. Li montre fòs distri a ak defi yo ki bezwen yo dwe adrese nan asire distri a se satisfè bezwen yo nan tout elèv.

KIPP Akademi Boston Charter School (Distri)

Sipèntandan

Kalèb Dolan

Klas yo sèvi

K, 01,02,03,04,05,06,07,08

Sit wèb

www.kippma.org

adrès

37 Babson StreetKIPP
Akademi Boston, Mattapan,
MA 02126

Telefòn

617-393-5682

Tit I Ki dènye nouvèl Distri

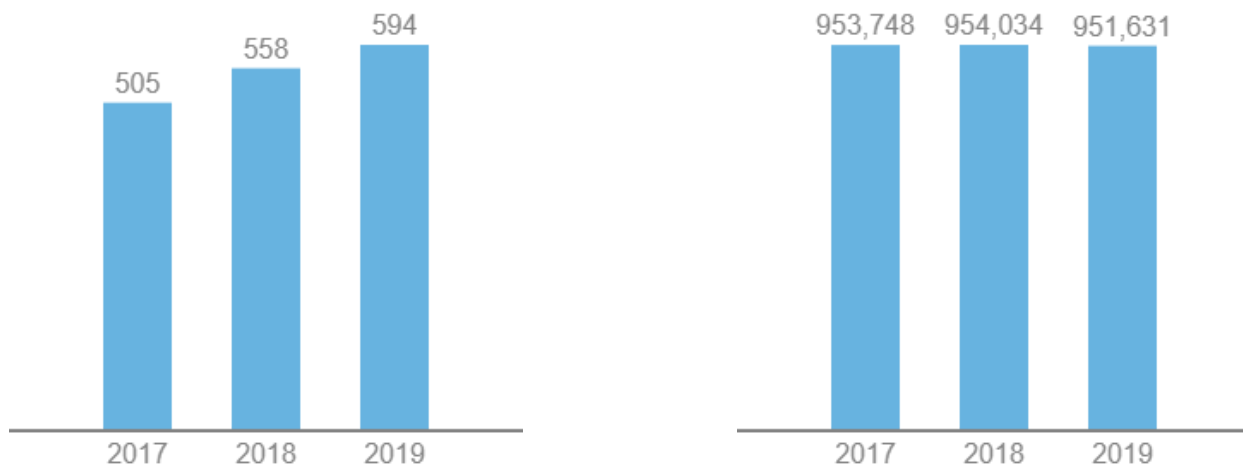
Tit I

► Ki moun ki se elèv nou yo ak anseyan yo?

elèv

Enskripsyon Elèv

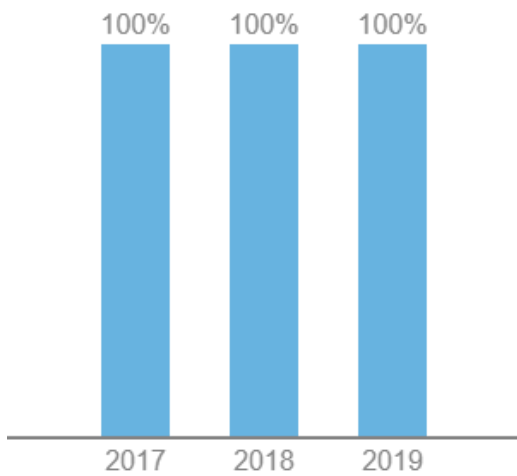
The total number of students enrolled, including pre-kindergarten (PK), kindergarten (K), and students who attend beyond grade 12.



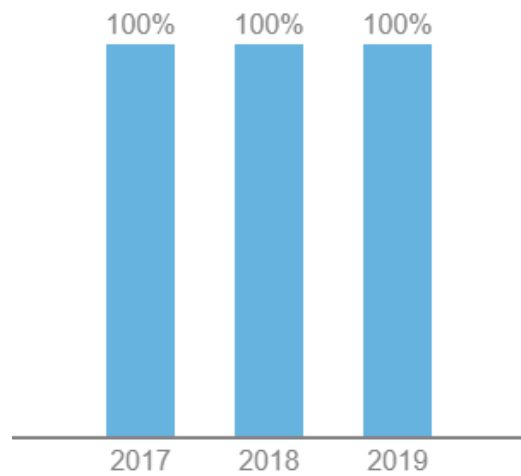
Student Demographics

The percentage of students enrolled, by race/ethnicity and by selected population. Selected populations include students with disabilities, current and former English learners, students who are economically disadvantaged, and high needs students (students who belong to one or more of the other selected population groups).

All Students ▼



Our District



Massachusetts

[View more detailed enrollment data](#)

Teachers

Teacher Workforce

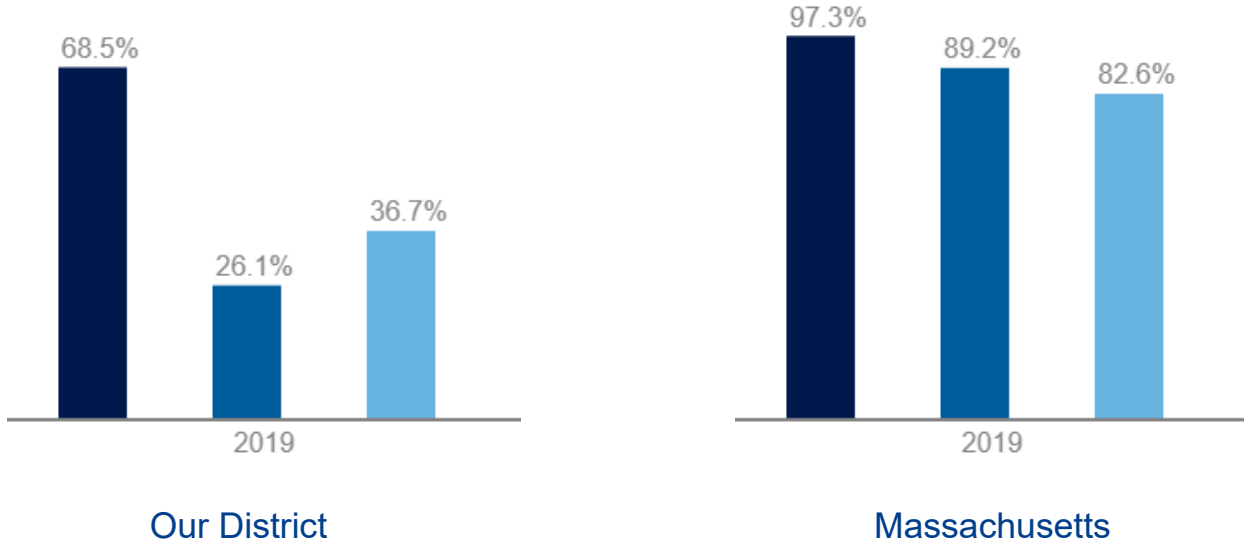
The number of teachers in a school or district is reported by full-time equivalency. This number represents the number of full-time positions filled by teachers.

Our District : 37.3

Massachusetts : 73,878.0

Teacher Qualifications

The percentage of teachers who are licensed, the percentage of teachers who are licensed in the subject(s) they teach, and the percentage of teachers who are considered experienced, meaning they have been teaching in a Massachusetts public school for at least 3 years. In some schools, like charter schools, teachers are not required to have a teacher’s license.



- Licensed Teachers
- Teachers Licensed in the Subject They Teach
- Experienced Teachers

[View more detailed teacher data](#)

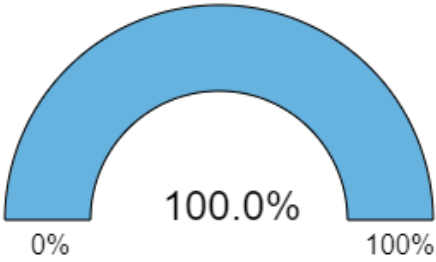
▶ Ki opòtinite akademik yo disponib nan elèv nou yo?

Access to Broad and Challenging Coursework

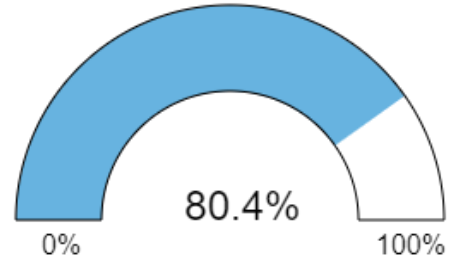
All Students ▼

Access to the Arts

The percentage of students who participate in an arts course. Arts courses include visual art, music, theater, dance, and general arts.



Our District

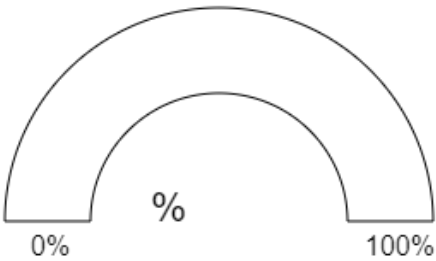


Massachusetts

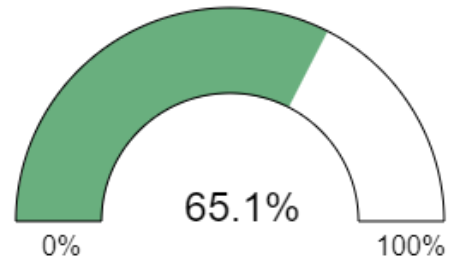
[View more detailed arts data](#)

Advanced Coursework Completion

The percentage of 11th and 12th grade students completing at least one advanced course. Advanced courses include: Advanced Placement, International Baccalaureate, Project Lead the Way, dual enrollment for credit, approved vocational/technical cooperative programs, and other rigorous courses.



Our District

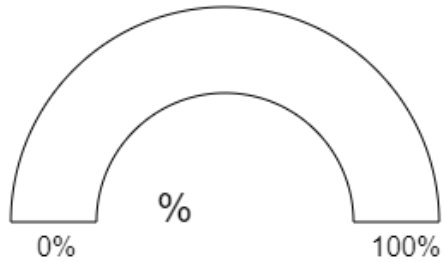


Massachusetts

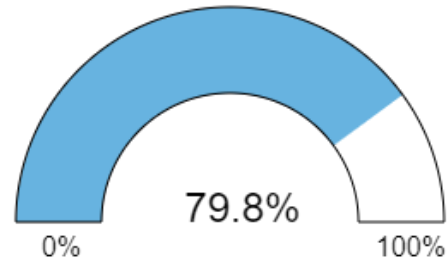
[View more detailed advanced coursework data](#)

Grade 9 Course-Passing

The percentage of students who pass all of their courses in grade 9. In Massachusetts, a student is four times more likely to finish high school if they pass all of their classes in 9th grade.



Our District

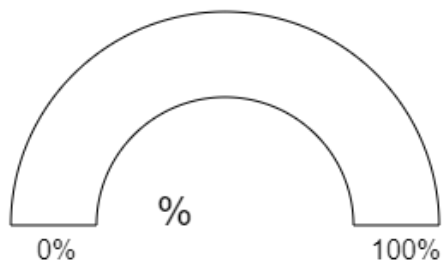


Massachusetts

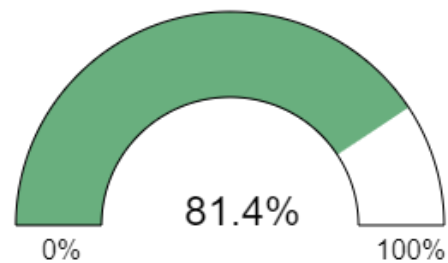
[View more detailed grade 9 course-passing data](#)

MassCore Completion

The percentage of high school graduates completing MassCore. The MassCore program of studies includes: four years of english, four years of math, three years of a lab-based science, three years of history, two years of the same foreign language, one year of an arts program and five additional "core" courses.



Our District



Massachusetts

[View more detailed MassCore data](#)

► Ki sa ki fè prezans elèv ak disiplin gade tankou nan distri nou an?

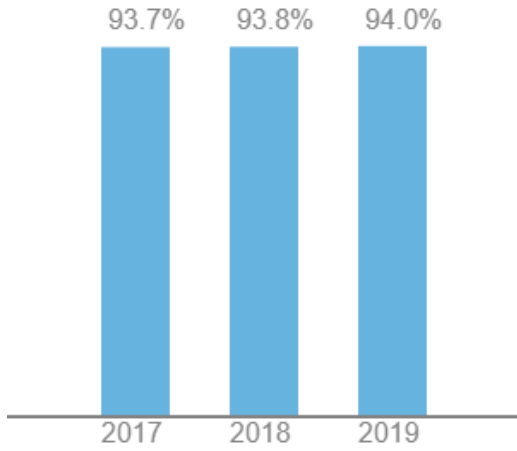
Student Attendance and Discipline

All Students ▼

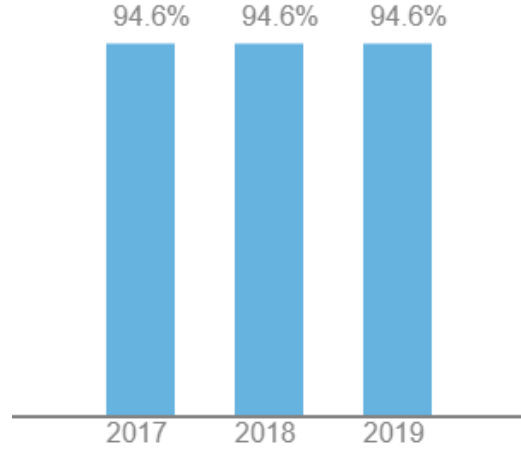
Attendance

ATTENDANCE RATE

The percentage of days that students are in attendance. To be in attendance, students must be taught for at least half the school day.



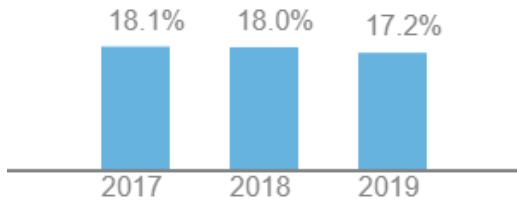
Our District



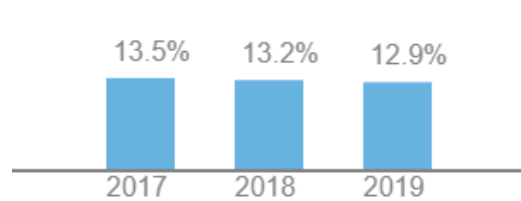
Massachusetts

CHRONIC ABSENTEEISM RATE

The percentage of students who miss more than 10 percent of the school year. In a typical 180-day school year, this represents the percentage of students who miss 18 or more days of school.



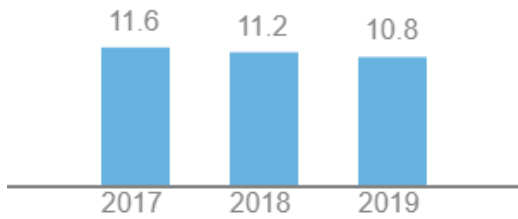
Our District



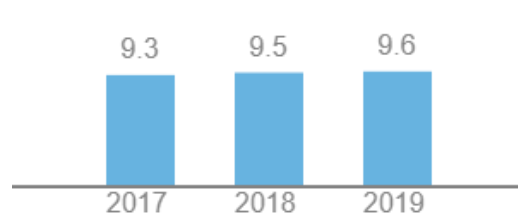
Massachusetts

Average Number of Days Absent

The average number of days of school that a student misses in a school year.



Our District



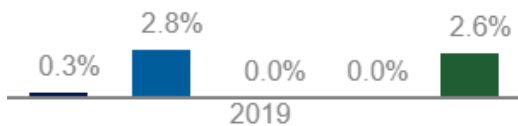
Massachusetts

[View more detailed attendance data](#)

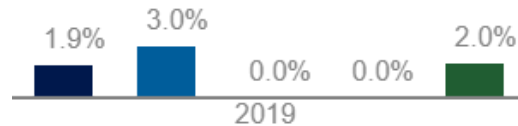
Student Discipline

Reported Incidents

The percentage of students who are suspended (in and out of school), expelled, arrested at school or during off-campus school activities, or removed from regular classroom activities due to violence. Incidences of violence include harassment, bullying, and other behavior.



Our District



Massachusetts

- In-School Suspensions
- Out-of-School Suspensions
- Expulsions
- School-Based Arrests
- Incidences of Violence

[View more detailed discipline data](#) | [View Federal Civil Rights Data Collection data](#)

▶ Ki jan prepare yo elèv nou yo pou siksè apre lekòl segondè?

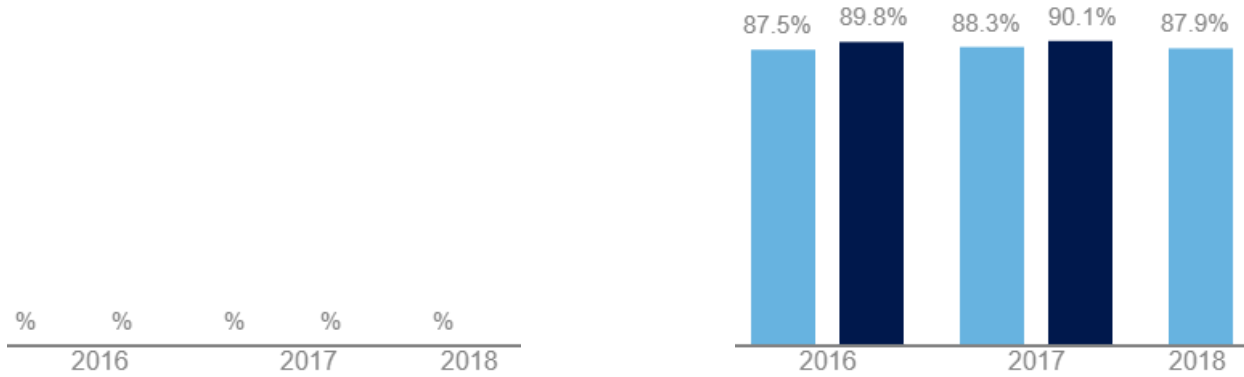
High School Outcomes

All Students ▼

High School Completion

Graduation Rates

The graduation rate is the percentage of students who graduate from high school within 4 or 5 years.



Our District


Massachusetts

- 4-Year Graduation Rate
- 5-Year Graduation Rate

[View more detailed graduation data](#)

Annual Dropout Rate

The annual dropout rate is the percentage of students in grades 9 through 12 who leave school in a given year without graduating or transferring to another school.

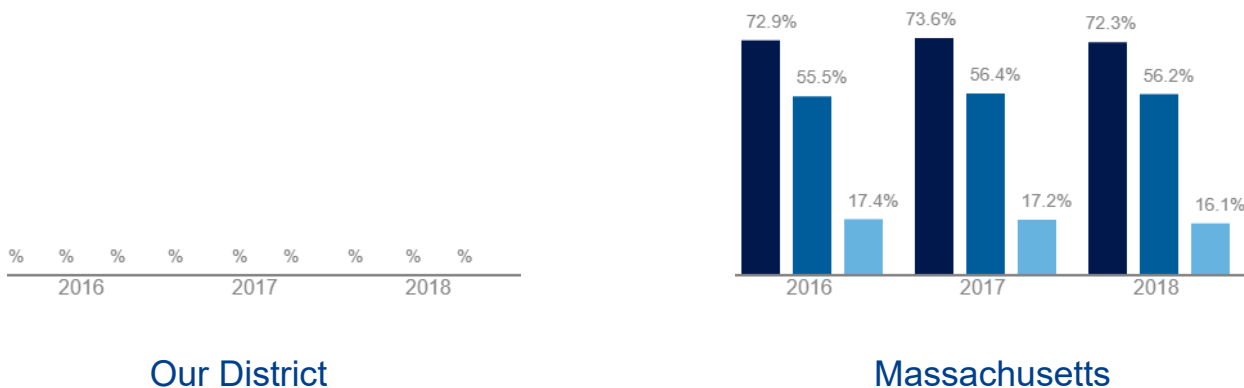


[View more detailed dropout data](#)

Post-Secondary Enrollment

College-Going Rates

The college-going rate is the percentage of high school graduates who enroll in postsecondary education by March 1 of the year after high school graduation. Postsecondary education includes community colleges, colleges, and universities; public and private institutions; 2-year and 4-year institutions; and institutions both in and outside of Massachusetts.



■ Any Post-Secondary Institution

4-Year Institution

2-Year Institution

[View more detailed post-secondary enrollment data](#)

► [Ki jan elèv nou fè nan egzamen Eta a?](#)

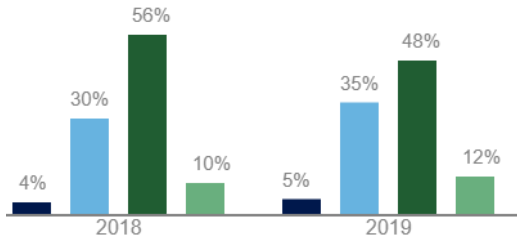
Student Performance on MCAS

Student Achievement

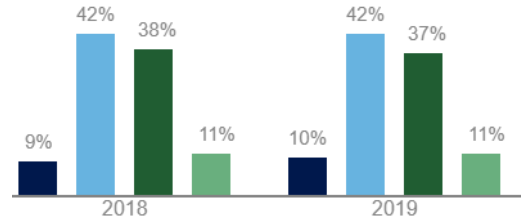
The percentage of students scoring at each achievement level on the English language arts, mathematics, and science MCAS tests.

All Students ▼

ENGLISH LANGUAGE ARTS (GRADES 03-08)



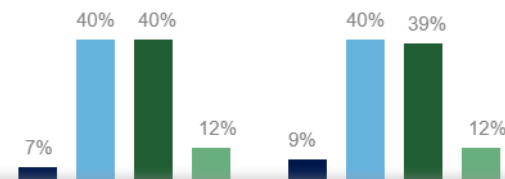
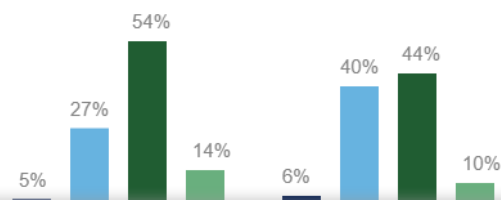
Our District



Massachusetts

- Exceeding Expectations
- Meeting Expectations
- Partially Meeting Expectations
- Not Meeting Expectations

MATHEMATICS (GRADES 03-08)



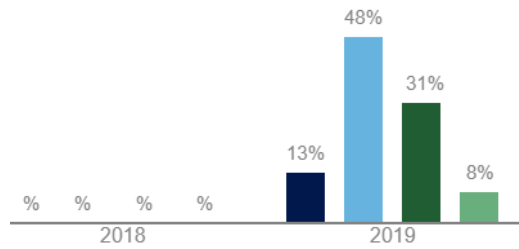


Our District

Massachusetts

- Exceeding Expectations
- Meeting Expectations
- Partially Meeting Expectations
- Not Meeting Expectations

ENGLISH LANGUAGE ARTS (GRADES 10)

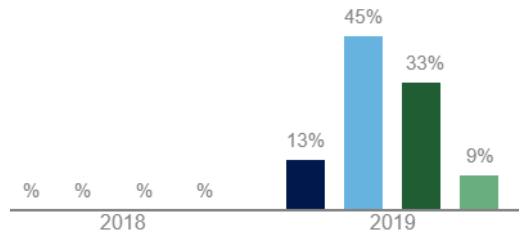


Our District

Massachusetts

- Exceeding Expectations
- Meeting Expectations
- Partially Meeting Expectations
- Not Meeting Expectations

MATHEMATICS (GRADES 10)

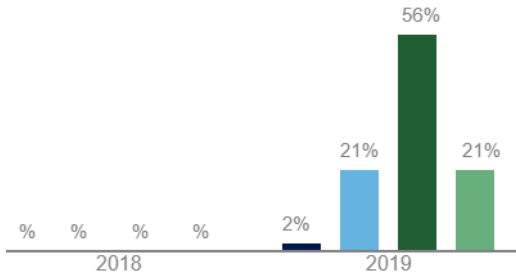


Our District

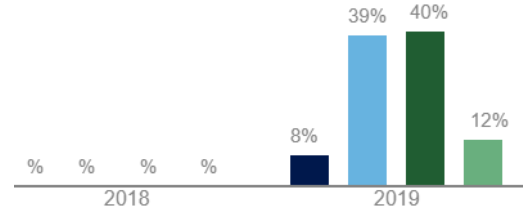
Massachusetts

- Exceeding Expectations
- Meeting Expectations
- Partially Meeting Expectations
- Not Meeting Expectations

SCIENCE (GRADES 05 AND 08)



Our District



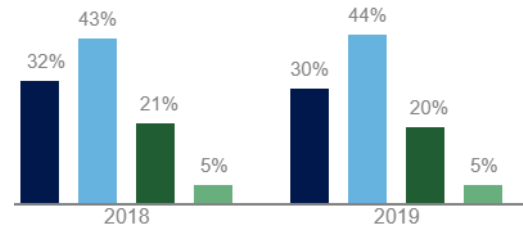
Massachusetts

- Exceeding Expectations
- Meeting Expectations
- Partially Meeting Expectations
- Not Meeting Expectations

SCIENCE (GRADE 10)



Our District



Massachusetts

- Advanced
- Proficient
- Needs Improvement
- Failing

[View more detailed achievement data](#) | [View Massachusetts NAEP data](#) | [View ACCESS for ELLs data](#)

Student Progress

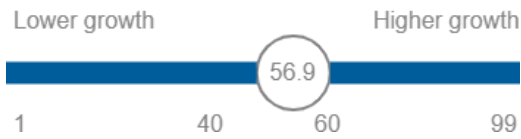
Student growth measures the amount of academic progress a student made over the year, based on MCAS. It compares a student’s MCAS performance to other students with similar past MCAS scores. Growth is reported on a scale from 1 to 99, with lower numbers representing lower progress.

scores. Growth is reported on a scale from 1 to 99, with lower numbers representing lower progress

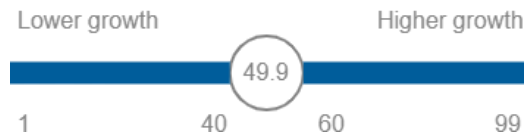
and higher numbers representing higher progress. An average growth score between 40 and 60 means that the district or school is making typical progress.

All Students ▼

ENGLISH LANGUAGE ARTS (GRADES 03-08)

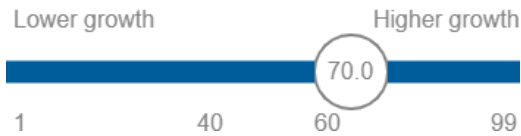


Our District

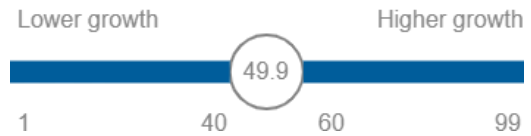


Massachusetts

MATHEMATICS (GRADES 03-08)




Our District

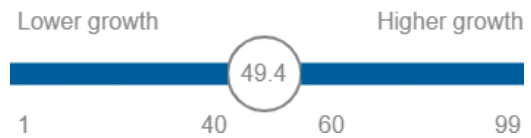


Massachusetts

ENGLISH LANGUAGE ARTS (GRADES 10)




Our District

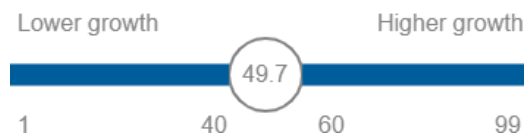


Massachusetts

MATHEMATICS (GRADES 10)



Our District



Massachusetts

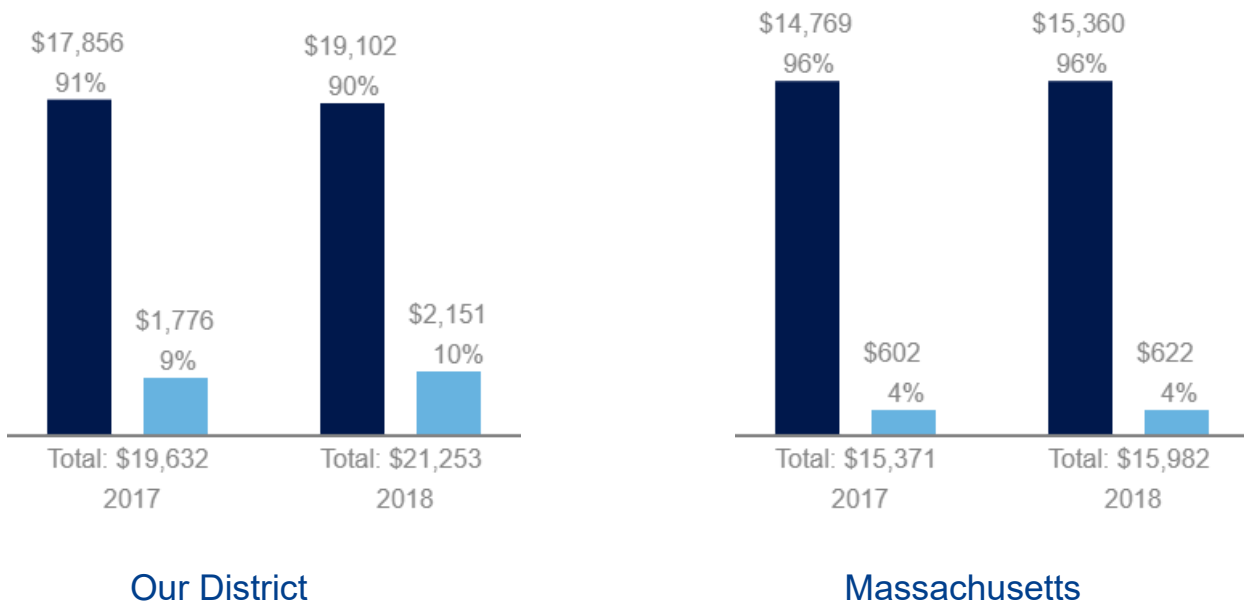
[View more detailed student growth data](#)

▶ Ki kantite distri nou an ap depanse pou chak elèv?

Finance

Dollars Spent per Student

The total dollars spent per student, broken down by the source of funds. Funding comes from federal, state, and local sources. The amount of money spent per student depends on many factors, including student enrollment, staffing, special programs, and whether the school receives state or federal grant funds.



- State & Local Funds
- Federal Funds

[View more detailed school per pupil spending data](#) | [View more detailed district per pupil spending data](#)

► Ki jan yo distri nou an fè nan sistèm responsabilite eta a?

Accountability

An accountability system brings together a set of measures in order to provide clear, actionable information about district and school performance. In Massachusetts, accountability results are calculated using information related to student performance on state tests, chronic absenteeism, high school completion, and advanced coursework completion.

Progress Toward Improvement Targets

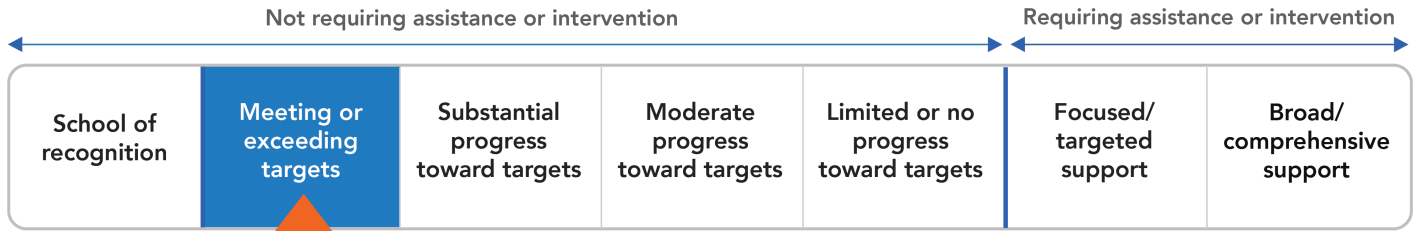
Massachusetts sets annual improvement targets for every district and school. Targets are set for achievement, growth, English learner progress, chronic absenteeism, high school completion, and advanced coursework completion. Districts and schools with a target percentage of 75% or higher are considered to be meeting or exceeding targets.



Our district is meeting or exceeding targets for most accountability measures.

Overall Classification

Massachusetts uses information related to progress toward improvement targets, accountability percentiles, graduation rates, and MCAS participation rates to determine each district and school's overall classification. Most districts and schools are placed into two categories: those that require assistance or intervention from the state, and those that do not require assistance or intervention. Districts and schools that are new or very small are classified as having "insufficient data."



[View more detailed accountability data](#) |
[View accountability lists](#) | [Learn more about the accountability system](#)

[View kat 2018 rapò nou](#)