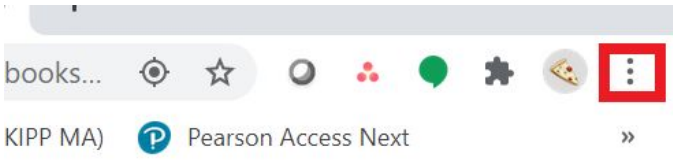
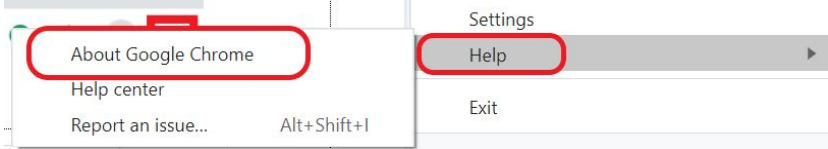
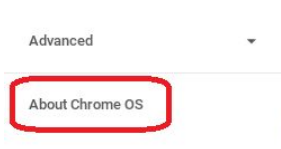
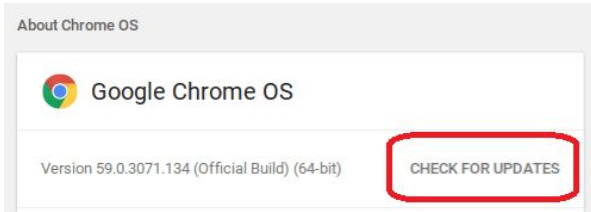
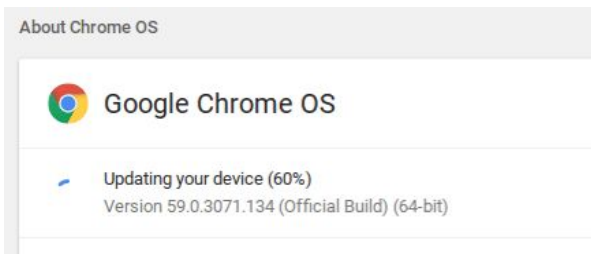


KIPP MA Chrome OS Update

To manually update Chrome OS, make sure that you are connected to the Internet, login, and having the Chrome Browser open:

1	On the Chrome Browser bar, click the 3 dots located on the top right corner.	
2	The Chrome browser menu options will display. Choose "HELP" from the list of option	
3	This will display another list of options. Click on the "About Chrome OS" option as shown.	
4	On the right side of the screen, click on Check for Update	
5	Update will start automatically. Just wait until the process gets to a 100%	
6	When the update is completed, click on "Restart"	